


















By following the treatment recommendations below you will provide tick and flea control for your pets.

FRONTLINE PLUS

FRONTLINE PLUS 3 pipette & 6 pipette packs	PET TYPE	PROTECTION	TREATMENT INTERVAL	FEATURES
	Small dog - for dogs up to 10kg.	 Adult brown dog tick	Tick control for dogs • Control of brown dog ticks. - Apply every month.	For dogs and cats: • For use on puppies and kittens after eight weeks of age. • Safe for use on breeding, pregnant and lactating bitches and queens. • Water fast – so it can be used on dogs and cats that are shampooed between treatments. Always ensure pets are completely dry before applying FRONTLINE PLUS. • Treats and controls Flea Allergy Dermatitis in dogs and cats. • Treats and controls biting lice on dogs and cats.
	Medium dog - for dogs weighing 10-20kg.	 Adult paralysis tick	• Control of paralysis ticks. - Apply every two weeks.	
	Large dog - for dogs weighing 20-40kg.	  Adult flea Flea eggs	Flea control for dogs • Apply every month. • Kills adult fleas and prevents egg, larval and pupal development.	
	Extra large dog - for dogs weighing 40-60kg NOTE: for dogs over 60kg, pipettes of different volumes may be combined to provide a suitable dose.	  Larvae Pupae		
	Cat	  Adult flea Flea eggs   Larvae Pupae	Flea control for cats • Apply every month. • Kills adult fleas and prevents egg, larval and pupal development. Note: For tick control on cats refer to the FRONTLINE SPRAY table.	

FRONTLINE SPRAY

FRONTLINE SPRAY 500mL, 250mL and 100mL	PET TYPE	PROTECTION	TREATMENT INTERVAL	FEATURES
	Cats and dogs	 Adult brown dog tick  Adult paralysis tick  Adult flea	Tick control for cats and dogs • For brown dog tick control on cats and dogs, apply FRONTLINE SPRAY every month. - FRONTLINE SPRAY should be used in conjunction with environmental measures. • For paralysis tick control on cats and dogs, apply FRONTLINE SPRAY every three weeks. Flea control for cats and dogs • The recommended treatment interval for routine flea control is up to 12 weeks on dogs and up to 8 weeks on cats. Speak to your veterinarian for further advice on flea control using FRONTLINE SPRAY.	• FRONTLINE SPRAY can be used on puppies and kittens after two days of age. • Always read the FRONTLINE SPRAY label for full administration details and safety directions.

BROWN DOG TICK CONTROL FOR YOUR PET




Please talk to your veterinarian about the best ways to protect your pet from brown dog tick.



FRONTLINE SPRAY

REFERENCES: 1. www.tickalert.org.au/rhpsang.htm Brown Dog Tick (*Rhipicephalus sanguineus*) 2. Small, L. The Brown Dog Tick (*Rhipicephalus sanguineus*). *Agnote* - Northern Territory of Australia. Northern Territory Government, Darwin, Australia: 2005. K16.5. 3. Hamilton, G., Vasvary, L. Brown Dog Tick Control, FS007, Rutgers Cooperative Research & Extension, (2002).



Merial Australia Pty Ltd, Level 6, 79 George Street, Parramatta NSW 2150 (ABN 53 071 187 285). @FRONTLINE and FRONTLINE PLUS are registered trademarks of Merial. ©2008 Merial Limited. All rights reserved. FRLN-08-025 Adze 3559

FACTS ABOUT THE BROWN DOG TICK

(*Rhipicephalus sanguineus*)

Identifying the brown dog tick.



Adult ticks are flat and uniformly red-brown with tiny pits scattered over their backs.



As female ticks feed, they become engorged and swell to a grey-blue or olive colour.

Where the brown dog tick is found



The brown dog tick is one of the most widely distributed ticks in the world. It is found primarily in northern parts of Australia but also inland areas of Qld, WA, NSW and Vic¹.

The most common host (animal to feed on) is the dog.

Problems caused by brown dog tick



Low numbers of ticks generally cause few health problems for pets.

High numbers of brown dog ticks may cause skin irritation or dermatitis, and can sometimes cause anaemia or even death².

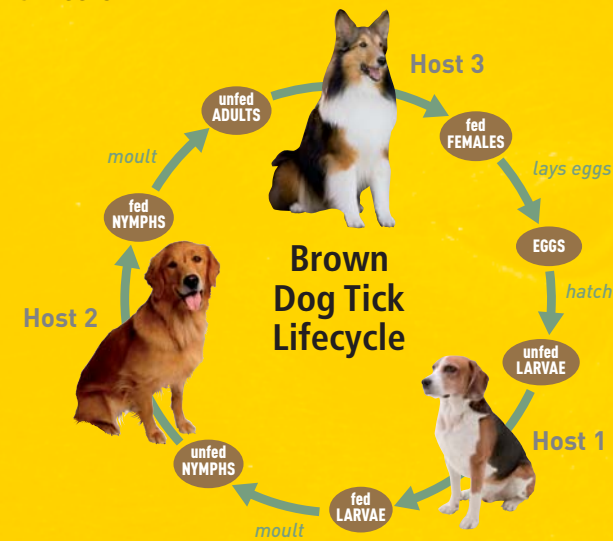
The brown dog tick life cycle

Under favourable conditions several generations of ticks may be born each year¹.

This tick species develops via four stages: the egg, larva, nymph and adult stages.

Each active stage seeks a new host (animal to feed on) and then drops off to develop in a protected area in the immediate environment. So, all tick life stages can be found around the house in places such as cracks in flooring, kennel walls, verandas, gardens etc.

The female brown dog tick may deposit up to 4,000 eggs² into the environment, which usually hatch within 3 weeks.



PREVENTING & CONTROLLING BROWN DOG TICKS

Why are brown dog ticks so difficult to control?

Brown dog ticks can be difficult to control because they:

- are temporary parasites that spend only a fraction of their lifetime on the dog.
- are widely distributed in the environment.
- live for a very long time.
- reproduce at a very high rate (one female can deposit 4,000 eggs into the environment in 3 weeks!)
- have a good survival rate in protected areas.

Controlling brown dog ticks on your pets

- Regular examination and grooming of pets is recommended. If a tick is found on the animal, it should be removed immediately.
- As part of a brown dog tick control program it is vital to treat pets with an effective, long-lasting tick preventative.
- FRONTLINE PLUS[®] and FRONTLINE[®] SPRAY will control brown dog ticks on dogs for up to 4 weeks after a single application. Use FRONTLINE SPRAY every 4 weeks for brown dog tick control on cats.



Controlling brown dog ticks in the environment

- Brown dog ticks spend a large proportion of their life time in the environment, therefore treating the environment is an essential component of any brown dog tick control program.
- Clean indoor areas, kennels, etc in order to remove as many ticks as possible. Then treat the environment with an approved pesticide spray or dust³.
- In many cases dogs will pick up ticks while walking through bush or overgrown areas. Limit your pet's access to these areas during the tick season.
- Remove unwanted stray dogs and cats, wildlife and rodents from your pet's environment.

TICK & FLEA CONTROL WITH FRONTLINE

FRONTLINE PLUS

FRONTLINE PLUS provides excellent control of brown dog ticks on dogs and is effective for up to one month following application. FRONTLINE PLUS should be used in conjunction with the brown dog tick environmental control measures detailed above.

Monthly treatment with FRONTLINE PLUS will also break the flea lifecycle as it kills adult fleas and prevents egg, larval and pupal development.

For control of paralysis ticks on dogs, FRONTLINE PLUS must be applied every two weeks.